

Eastern North America Project



By: _____

Due: _____



PLANNING GUIDELINES

Here is a guideline to help you be successful with this project:

- **Step 1: Begin Research**
 - Create research questions.
 - Research online/books and take notes in your own words.
 - Complete all pages in the packet before moving on to the next step.
- **Step 2: Create your Google Slides Presentation**
 - Write your notes into triple whammy format so that you can present your project in an interesting way.
 - You will need to include pictures and links.
 - Don't forget a bibliography slide (document where you found ALL your pictures and information).
- **Step 3: Proofread with a partner**
 - Work with a partner to practice presenting. Your partner should look for mistakes and provide feedback.
- **Presentation Day** - to be determined

Objective: I can explain the characteristics of a place in different locations at local to national scales.

INCOMPLETE/DEVELOPING/ SATISFACTORY/ GOOD/ EXCELLENT

Good luck and work hard!

Eastern North America

DUE: _____



YOUR TASK:

~ TO RESEARCH ONE EASTERN U.S. STATE

Learning Target: You will be able to explain the characteristics of places in different locations at local and national scales.

You will need to research the following topics.
You will include at least 5 in your presentation.

Education	Weather	Attractions
Festivals	Clothing/Fashion	Famous Landmarks
Famous People	Population	Food

Possible Resources:

- ~ World Geography Textbook
- ~ National Geographic for Kids
 - [States and territories](#)
- ~ Eastern United States Population Website
 - <https://worldpopulationreview.com/state-rankings/eastern-states>
- ~ History Channel Website
 - <https://www.history.com/topics/us-states>
- ~ Tourism website
 - <https://www.usa.gov/state-travel-and-tourism>

Eastern United States to choose from:

- Maine
- Vermont
- New Hampshire
- Massachusetts
- Connecticut
- Rhode Island
- New York
- Pennsylvania
- New Jersey
- Maryland
- Delaware
- West Virginia
- Virginia
- North Carolina
- South Carolina
- Georgia
- Alabama
- Mississippi
- Louisiana
- Florida
- Tennessee
- Kentucky
- Ohio
- Indiana
- Michigan
- Illinois
- Wisconsin (not a choice - Mrs. Trimmerger will do)

QUESTIONS

Develop Inquiry Questions

Objective: I am able to develop questions for research.

- Come up with a main question for each topic.
- Use your questions to guide your research.

Education:

Weather:

Attractions:

Festivals:

INCOMPLETE/DEVELOPING/ SATISFACTORY/ GOOD/ EXCELLENT

QUESTIONS

Develop Inquiry Questions

Objective: I am able to develop questions for research.

- Come up with a main question for each topic.
- Use your questions to guide your research.

Clothing/Fashion:

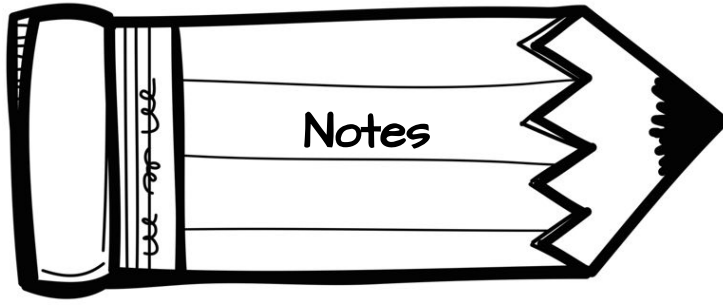
Famous Landmarks:

Famous People:

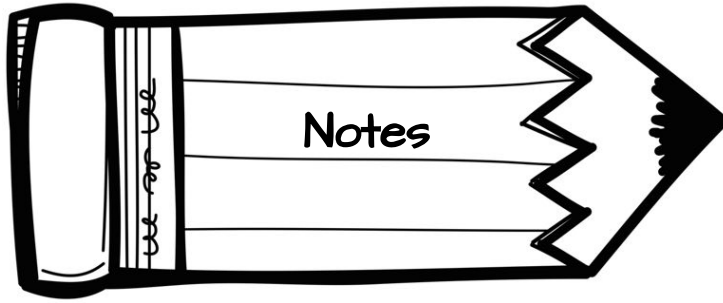
Population:

Food:

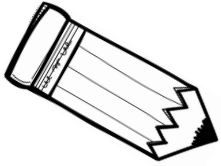
INCOMPLETE/DEVELOPING/ SATISFACTORY/ GOOD/ EXCELLENT



INCOMPLETE/DEVELOPING/ SATISFACTORY/ GOOD/ EXCELLENT



INCOMPLETE/DEVELOPING/ SATISFACTORY/ GOOD/ EXCELLENT



BIBLIOGRAPHY

NAME: _____

Class: _____

Example:

Book Resource:

Author, Title, Place of Publication (first city), Publisher, Copyright Date

Online Resource:

Author of the Article (if there is one), "Title of the Article", Date of the Article (if there is one), <web address> date viewed

MY BIBLIOGRAPHY

1.

2.

3.

4.

5.

PRESENTATION DAY



On presentation day you will share your Google Slides presentation.

- You will need to:
 - Present your findings in an interesting manner
 - Know your material well enough so that you are not reading from the slides. (You may use notecards if you'd like.)
 - Be able to answer questions about your state or direct them to a place where they may find the answer.

Objective: I can explain the characteristics of a place in different locations at local to national scales.

INCOMPLETE/DEVELOPING/ SATISFACTORY/ GOOD/ EXCELLENT



NAME: _____

Class: _____

ASSESSMENT RUBRIC

SELF/PEER/TEACHER ASSESSMENT

(circle who is completing this form)

Assessment Criteria	I 2 pts	D 4 pts	S 6 pts	G 8 pts	E 10pts
I can explain the characteristics of places in different locations (geography)					
When researching, I can develop questions for a historical inquiry (inquiry)					
I can identify a range of resources and locate, collect, and organize information related to the state. (inquiry)					
I can use capitalization and punctuation in my sentences. (grammar)					
I can use complete sentences in my project that are on topic with my state. (grammar)					
Comments:					

INCOMPLETE/DEVELOPING/ SATISFACTORY/ GOOD/ EXCELLENT

ASSESSMENT RUBRIC

NAME: _____

Class: _____

Assessment Criteria	2 pts	4 pts	6 pts	8 pts	10pts
Content	Minimal content was provided	Some information was provided. Large parts are missing or do not relate to the topic.	Half of the information was provided. There is a good overall knowledge of the topic.	Almost all of the information was provided. There is a very good overall knowledge of the topic.	Topic has been covered in an in-depth manner. All questions have been answered. Topic knowledge was excellent.
Spelling/ Punctuation	Many errors (more than 10) in spelling and/or punctuation were noted.	More proofreading needs to be done. 8-10 errors were noted in spelling and/or punctuation	Work has been proofread, but 6-8 errors in spelling and/or punctuation.	Work has been proofread. 3-5 errors in spelling and/or punctuation.	Work has been proofread carefully. 1-2 errors in spelling and/or punctuation.
Presentation	Minimal effort has put in to this presentation.	Some thought has been put into this presentation. Fonts may be hard to read.	Makes use of some fonts, color, effects, and backgrounds to enhance the project.	Makes good use of fonts, color, effects, and backgrounds to enhance the project.	Makes excellent use of fonts, color, effects, and backgrounds that tie the project all together.
Bibliography	No bibliography included.	An attempt to include a bibliography was tried.	A partial bibliography is included, but not in the correct format.	A bibliography list is included, but not in the correct format.	A detailed bibliography is included and is in the correct format.
Rough Draft	No notes handed in.	Some notes have been handed in. Parts of the topic are missing.	All notes have been handed in. Sentences are not written in sentence form	All notes have been handed in. Most sentences are written in sentence form	All notes have been handed in. Great note taking is noted.